



## UU.4 AND UU.5

### A.C. MAINS RECTIFYING VALVES

#### RATING.

	UU.4	UU.5
Heater Voltage ... ..	4.0	4.0
Heater Current (amps.) ... ..	2.2	2.3
Maximum Anode Volts, RMS per anode ... ..	350	500
Maximum Mean Anode Current (2 anodes) ... ..	120 mA	120 mA

#### TYPICAL OPERATING CONDITIONS.

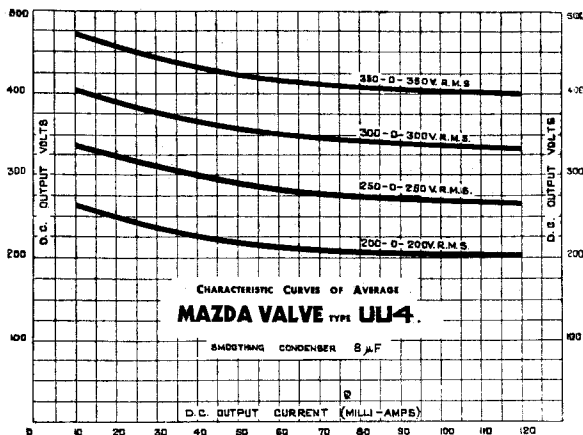
Volts RMS per anode ... ..	350	500
D.C. Output Current (mA) ... ..	120	120
D.C. Output Volts (approx.) ... ..	400	580
Reservoir Condenser (mfd.) ... ..	8	8

#### DIMENSIONS.

Maximum Overall Length ... ..	122 mm.	122 mm.
Maximum Diameter ... ..	45 mm.	45 mm.

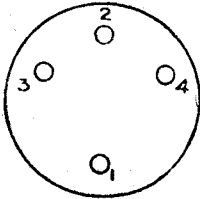
#### GENERAL.

The UU.4 and UU.5 are indirectly heated rectifiers for use on A.C. mains. The UU.4 may be used to replace both the UU.3 and UU.120/350. The UU.5 may be used to replace the UU.120/500. The valves are fitted with standard 4-pin bases, the connections to which are given overleaf.



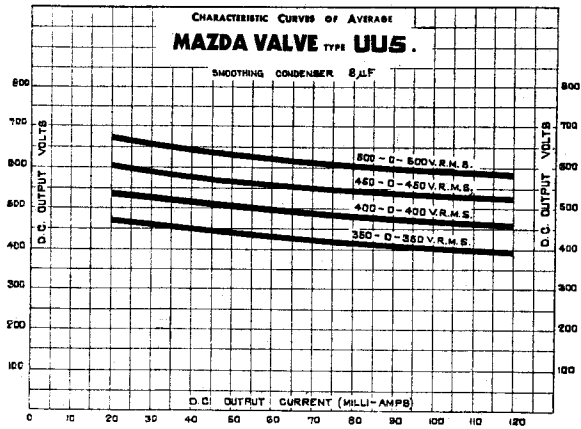


**BASING.**



- Pin No. 1. Anode.
- 2. Anode.
- 3. Heater and Cathode.
- 4. Heater.

Viewed from the free end of the base.



*Mazda Radio Valves are manufactured in Great Britain for the British Thomson-Houston Co. Ltd., London and Rugby.*